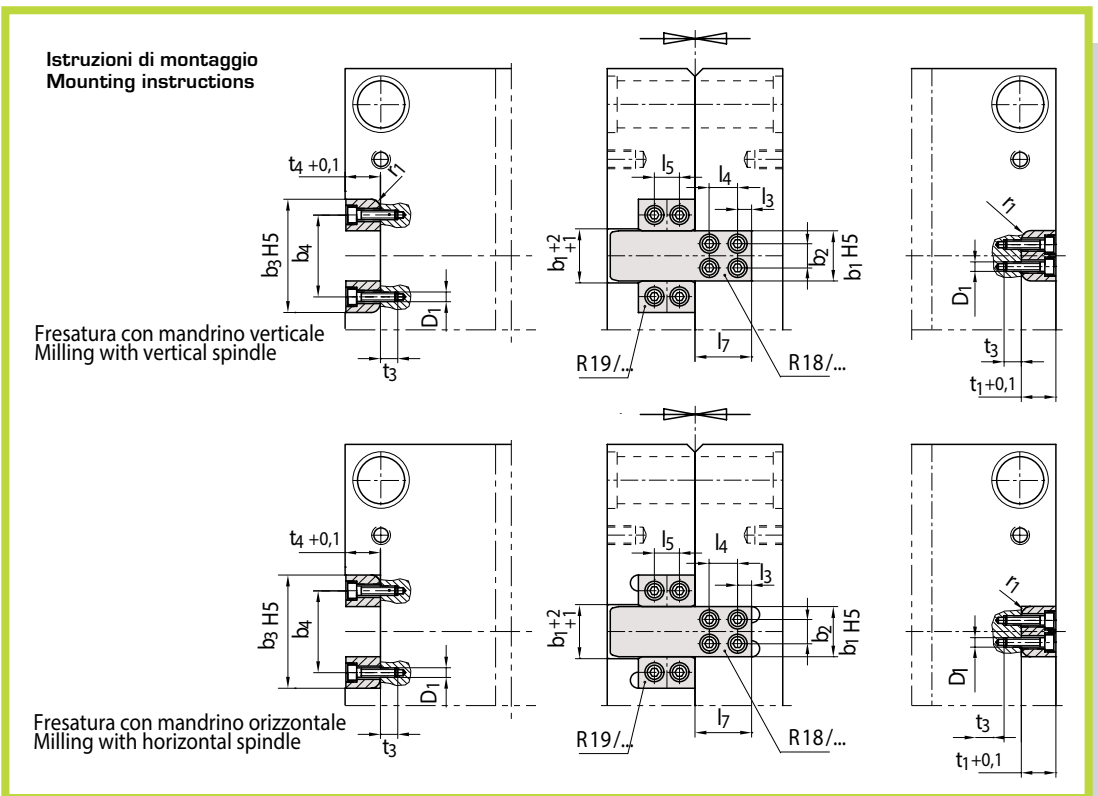
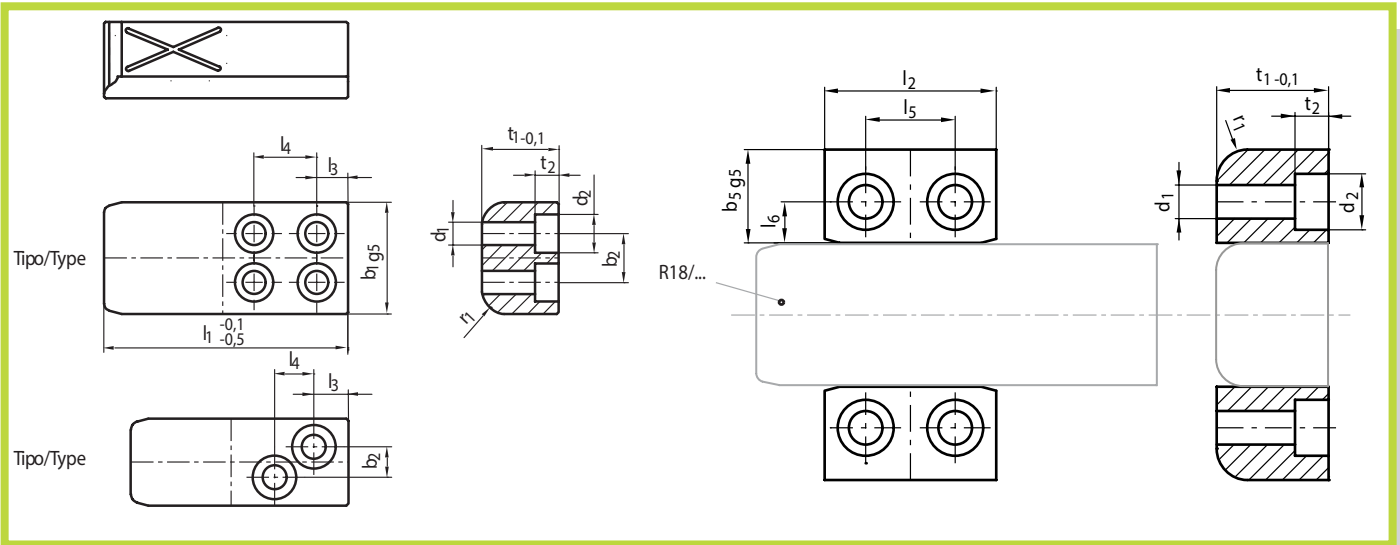


# R18

- Centraggio parallelo  
- Parallel Lock




Esempio di ordinativo: Codice  
Example of purchasing order: Code



# R18

- Centraggio parallelo

- Parallel Lock



Esempio di ordinativo: Codice  
Example of purchasing order: Code

Codice/Code	l <sub>1</sub>	l <sub>2</sub>	l <sub>3</sub>	l <sub>4</sub>	l <sub>5</sub>	l <sub>6</sub>	l <sub>7</sub>	t <sub>1</sub>	t <sub>2</sub>	t <sub>3</sub>	t <sub>4</sub>	b <sub>1</sub>	b <sub>2</sub>	b <sub>3</sub>	b <sub>4</sub>	b <sub>5</sub>	D <sub>1</sub>	d <sub>1</sub>	d <sub>2</sub>	r <sub>1</sub>	Tipo/ Type	
R1820x18x50	50																					
R1820x18x75	75	27	8	9	12	8	27	18	5,7			18,5	20	7	56	36	18	M5	5,5	10		1
R1820x18x90	90																					
R1832x22x70	70									12											6	
R1832x22x90	90																					
R1832x22x112	112	36	9	18	16	10	36	22	6,8			22,5	32	14	72	52	20	M6	6,6	11		
R1832x22x125	125																					
R1832x22x150	150																					
R1850x30x90	90																					
R1850x30x125	125																					
R1850x30x150	150	46	12	21	24	11	46	30	9	16	30,5	50	24	100	72	25	M8	9	15	8		
R1850x30x175	175																					
R1850x30x200	200																					
R1863x32x112	112																					
R1863x32x150	150																					
R1863x32x175	175							32		23	32,5	63	30	127	95	32					10	2
R1863x32x200	200																					
R1863x32x250	250	56	15	26	30	16	56		11								M10	11	18			
R1880x35x112	112																					
R1880x35x150	150																					
R1880x35x175	175							35		25	35,5	80	44	150	112	35					12	
R1880x35x200	200																					
R1880x35x250	250																					
R18100x50x175	175																					
R18100x50x200	200	76	18	32	40	17	66	50				50,5	100	55	180	134	40					
R18100x50x250	250									13	35							M12	13,5	20	15	
R18120x65x200	200																					
R18120x65x250	250	86	20	35	50	20	76	65				65,5	120	75	210	160	45					
R18120x65x300	300																					

H